

# **3725 STRATFORD AVE**

## **PLUMBING FIXTURES SELECTIONS**

PROJECT ADDRESS:

3725 STRATFORD AVENUE  
DALLAS, TEXAS, 75205




GENERAL NOTE: ALL DISCLAIMERS & GENERAL NOTES DESCRIBED ON PAGE #2 ON THIS DOCUMENT APPLY TO THIS SELECTION BY MANOLO DESIGN STUDIO.

<b>Manufacturer:</b>	Brizo
<b>Product Name:</b>	Litze Faucet
<b>Description:</b>	Widespread Faucet with Pop Up Drain
<b>Location(s):</b>	109
<b>Model Number:</b>	65332LF-PNLHP
<b>Color/Finish:</b>	Polished Nickel
<b>Handle:</b>	Industrial Lever
<b>Size:</b>	6" wide X 7" high
<b>Spout Reach:</b>	6"
<b>Installation:</b>	Deck Mount
<b>Flow Rate:</b>	1.5 GPM
<b>General Notes:</b>	REFERENCE INSTALLATION INSTRUCTION FOR DECK PLACEMENT
<b>Vendor Contact:</b>	Zach McAlister - zachmcalister@facetshome.com - 972.630.6743
<b>More Information:</b>	building@manolodesignstudio.com



GENERAL NOTE: ALL DISCLAIMERS & GENERAL NOTES DESCRIBED ON PAGE #2 ON THIS DOCUMENT APPLY TO THIS SELECTION BY MANOLO DESIGN STUDIO.

<b>Manufacturer:</b>	Kholer
<b>Product Name:</b>	Ladena Sink
<b>Description:</b>	Undermount Vitreous China
<b>Location(s):</b>	105, 109, 202, 205, 208, 210, 212
<b>Model Number:</b>	K-2214-0
<b>Color/Finish:</b>	White
<b>Handle:</b>	N/A
<b>Size:</b>	18"w x 12"d
<b>Spout Reach:</b>	6" for Brizo Litze
<b>Installation:</b>	Undermount
<b>Flow Rate:</b>	N/A
<b>General Notes:</b>	- REFERENCE INSTALLATION INSTRUCTION FOR DECK PLACEMENT - DRAIN TO MATCH EACH BATHROOM FIXTURE/FINISH
<b>Vendor Contact:</b>	Zach McAlister - zachmcalister@facetshome.com - 972.630.6743
<b>More Information:</b>	building@manolodesignstudio.com



GENERAL NOTE: ALL DISCLAIMERS & GENERAL NOTES DESCRIBED ON PAGE #2 ON THIS DOCUMENT APPLY TO THIS SELECTION BY MANOLO DESIGN STUDIO.

Manufacturer:	Brizo
Product Name:	Litze Shower System
Description:	1 Hole w/ 2 Handle Tempassure with 3 Setting Diverter
Location(s):	109
Model Number:	T75535-PNLHP, HL7534-PN
Color/Finish:	Polished Nickel
Handle:	Industrial Lever
Size:	6" Round Trim with Double Handle
Spout Reach:	N/A
Installation:	Wall Mount
Flow Rate:	1.5 GPM
General Notes:	- REFERENCE INSTALLATION INSTRUCTION FOR PLACEMENT - CONTROLS COORDINATE WITH SHOWER HEAD AND HANDHELD
Vendor Contact:	Zach McAlister - zachmcalister@facetshome.com - 972.630.6743
More Information:	building@manolodesignstudio.com

PROJECT NAME:  
**3725 STRATFORD AVE**

GENERAL NOTE: ALL DISCLAIMERS &amp; GENERAL NOTES DESCRIBED ON PAGE #2 ON THIS DOCUMENT APPLY TO THIS SELECTION BY MANOLO DESIGN STUDIO.

<b>Manufacturer:</b>	Brizo
<b>Product Name:</b>	Litze Shower Head
<b>Description:</b>	H2OKinetic Multi-Function Raincan Showerhead with adjustable Arm & Flange
<b>Location(s):</b>	109
<b>Model Number:</b>	87435-PN, RP81434PN
<b>Color/Finish:</b>	Polished Nickel
<b>Handle:</b>	Industrial Lever
<b>Size:</b>	8" Diameter Showerhead
<b>Spout Reach:</b>	N/A
<b>Installation:</b>	Wall Mount
<b>Flow Rate:</b>	1.75 GPM
<b>General Notes:</b>	- REFERENCE INSTALLATION INSTRUCTION FOR PLACEMENT
<b>Vendor Contact:</b>	Zach McAlister - zachmcalister@facetshome.com - 972.630.6743
<b>More Information:</b>	building@manolodesignstudio.com



GENERAL NOTE: ALL DISCLAIMERS & GENERAL NOTES DESCRIBED ON PAGE #2 ON THIS DOCUMENT APPLY TO THIS SELECTION BY MANOLO DESIGN STUDIO.

<b>Manufacturer:</b>	Brizo
<b>Product Name:</b>	Litze Shower Handheld
<b>Description:</b>	H2OKinetic 3-Function Slide Bar Showerhead
<b>Location(s):</b>	109
<b>Model Number:</b>	88735-PN
<b>Color/Finish:</b>	Polished Nickel
<b>Handle:</b>	Industrial Lever
<b>Size:</b>	4" Diameter Showerhead with 59" rope
<b>Spout Reach:</b>	N/A
<b>Installation:</b>	Wall Mount
<b>Flow Rate:</b>	1.75 GPM
<b>General Notes:</b>	- REFERENCE INSTALLATION INSTRUCTION FOR PLACEMENT
<b>Vendor Contact:</b>	Zach McAlister - zachmcalister@facetshome.com - 972.630.6743
<b>More Information:</b>	building@manolodesignstudio.com



GENERAL NOTE: ALL DISCLAIMERS & GENERAL NOTES DESCRIBED ON PAGE #2 ON THIS DOCUMENT APPLY TO THIS SELECTION BY MANOLO DESIGN STUDIO.

<b>Manufacturer:</b>	Kohler
<b>Product Name:</b>	Reach Toilet
<b>Description:</b>	1 Piece Comfort Height, Elongated Toilet
<b>Location(s):</b>	105, 109, 205, 208, 210, 212
<b>Model Number:</b>	K-78080-0
<b>Color/Finish:</b>	White
<b>Handle:</b>	Kohler 21710-L Trip Lever - Color Matched Each Bath Plumbing Fixture
<b>Size:</b>	29"D x 28"H
<b>Spout Reach:</b>	N/A
<b>Installation:</b>	Floor Mount
<b>Flow Rate:</b>	1.28 GPF
<b>General Notes:</b>	- REFERENCE INSTALLATION INSTRUCTION FOR PLACEMENT - REFERENCE EACH BATHROOM FOR LEVER COLOR/FINISH
<b>Vendor Contact:</b>	Zach McAlister - zachmcalister@facetshome.com - 972.630.6743
<b>More Information:</b>	building@manolodesignstudio.com



GENERAL NOTE: ALL DISCLAIMERS & GENERAL NOTES DESCRIBED ON PAGE #2 ON THIS DOCUMENT APPLY TO THIS SELECTION BY MANOLO DESIGN STUDIO.

<b>Manufacturer:</b>	Waterstone
<b>Product Name:</b>	Industrial PLP Faucet
<b>Description:</b>	Pulldown Faucet with Lever Sprayer, 360 degree swivel
<b>Location(s):</b>	107, 110
<b>Model Number:</b>	9800-GR
<b>Color/Finish:</b>	Graphite
<b>Handle:</b>	Knurled Lever
<b>Size:</b>	17" h
<b>Spout Reach:</b>	8 5/8" d
<b>Installation:</b>	Deck Mount
<b>Flow Rate:</b>	1.78 GPM
<b>General Notes:</b>	<ul style="list-style-type: none"><li>- REFERENCE INSTALLATION INSTRUCTION FOR DECK PLACEMENT</li><li>- COORDINATES WITH PF-08, AIR SWITCH, DISPOSAL AND DISPOSAL FLANGE</li><li>- AIR SWITCH - WATERSTONE 9010GR IN GRAPHITE</li><li>- DISPOSAL - INSINKERATOR 79850-ISE PRO 750 120V/1PH 3/4 HP</li><li>- DISPOSAL FLANGE - KOHLER K-11352-BN FLANGE WITH STOPPER</li></ul>
<b>Vendor Contact:</b>	Zach McAlister - zachmcalister@facetshome.com - 972.630.6743
<b>More Information:</b>	building@manolodesignstudio.com





GENERAL NOTE: ALL DISCLAIMERS & GENERAL NOTES DESCRIBED ON PAGE #2 ON THIS DOCUMENT APPLY TO THIS SELECTION BY MANOLO DESIGN STUDIO.

<b>Manufacturer:</b>	Kohler
<b>Product Name:</b>	Strive
<b>Description:</b>	Undermount Single Basin Work Sink with Accessories
<b>Location(s):</b>	110
<b>Model Number:</b>	K-5285-NA
<b>Color/Finish:</b>	Stainless Steel
<b>Handle:</b>	N/A
<b>Size:</b>	32" w X 18 1/4" l X 9 5/16" d
<b>Spout Reach:</b>	N/A
<b>Installation:</b>	Undermount
<b>Flow Rate:</b>	N/A
<b>General Notes:</b>	<ul style="list-style-type: none"> <li>- REFERENCE INSTALLATION INSTRUCTION FOR PLACEMENT</li> <li>- COORDINATES WITH PF-07, AIR SWITCH, DISPOSAL AND DISPOSAL FLANGE</li> <li>- AIR SWITCH - WATERSTONE 9010GR IN GRAPHITE</li> <li>- DISPOSAL - INSINKERATOR 79850-ISE PRO 750 120V/1PH 3/4 HP</li> <li>- DISPOSAL FLANGE - KOHLER K-11352-BN FLANGE WITH STOPPER</li> <li>- AIR SWITCH, DISPOSAL &amp; DISPOSAL FLANGE ARE LOCATED IN ROOM 107 AND 110</li> </ul>
<b>Vendor Contact:</b>	Zach McAlister - zachmcalister@facetshome.com - 972.630.6743
<b>More Information:</b>	building@manolodesignstudio.com



GENERAL NOTE: ALL DISCLAIMERS & GENERAL NOTES DESCRIBED ON PAGE #2 ON THIS DOCUMENT APPLY TO THIS SELECTION BY MANOLO DESIGN STUDIO.

Manufacturer:	Waterstone
Product Name:	Industrial Pot Filler
Description:	Adjustable Pot Filler
Location(s):	107
Model Number:	3250-GR
Color/Finish:	Graphite
Handle:	Knurled Lever
Size:	
Spout Reach:	22" Spout Reach
Installation:	Wall Mount
Flow Rate:	1.75 GPM
General Notes:	- REFERENCE INSTALLATION INSTRUCTION FOR PLACEMENT
Vendor Contact:	Zach McAlister - zachmcalister@facetshome.com - 972.630.6743
More Information:	building@manolodesignstudio.com



GENERAL NOTE: ALL DISCLAIMERS & GENERAL NOTES DESCRIBED ON PAGE #2 ON THIS DOCUMENT APPLY TO THIS SELECTION BY MANOLO DESIGN STUDIO.

Manufacturer:	Kallista
Product Name:	Pinna Paletta Faucet
Description:	Widespread Faucet with Lever
Location(s):	105
Model Number:	P24900-SNW-SN
Color/Finish:	Polished Nickel
Handle:	Knurled Chevron Lever
Size:	8" w
Spout Reach:	5 1/2"
Installation:	Deck Mount
Flow Rate:	1.2 GPM
General Notes:	- REFERENCE INSTALLATION INSTRUCTION FOR PLACEMENT
Vendor Contact:	Zach McAlister - zachmcalister@facetshome.com - 972.630.6743
More Information:	building@manolodesignstudio.com




GENERAL NOTE: ALL DISCLAIMERS & GENERAL NOTES DESCRIBED ON PAGE #2 ON THIS DOCUMENT APPLY TO THIS SELECTION BY MANOLO DESIGN STUDIO.

<b>Manufacturer:</b>	Kallista
<b>Product Name:</b>	Pinna Paletta Shower System
<b>Description:</b>	Single Lever Pressure Valve with Transfer Valve
<b>Location(s):</b>	105
<b>Model Number:</b>	P24915-SNW-SN, P24924-SNW-SN
<b>Color/Finish:</b>	Polished Nickel
<b>Handle:</b>	Knurled Chevron Lever
<b>Size:</b>	6" Round Plate & 3 1/2" Round Plate
<b>Spout Reach:</b>	N/A
<b>Installation:</b>	Wall Mount
<b>Flow Rate:</b>	N/A
<b>General Notes:</b>	<ul style="list-style-type: none"><li>- REFERENCE INSTALLATION INSTRUCTION FOR PLACEMENT</li><li>- CONTROLS COORDINATE WITH SHOWER HEAD AND HANDHELD</li></ul>
<b>Vendor Contact:</b>	Zach McAlister - zachmcalister@facetshome.com - 972.630.6743
<b>More Information:</b>	building@manolodesignstudio.com



GENERAL NOTE: ALL DISCLAIMERS & GENERAL NOTES DESCRIBED ON PAGE #2 ON THIS DOCUMENT APPLY TO THIS SELECTION BY MANOLO DESIGN STUDIO.

<b>Manufacturer:</b>	Kallista
<b>Product Name:</b>	Transitional Shower Head
<b>Description:</b>	Air Induction Showerhead
<b>Location(s):</b>	105
<b>Model Number:</b>	P24942-00-SN
<b>Color/Finish:</b>	Polished Nickel
<b>Handle:</b>	N/A
<b>Size:</b>	5 1/4" Shower Head
<b>Spout Reach:</b>	9 1/2" Reach
<b>Installation:</b>	Wall Mount
<b>Flow Rate:</b>	1.75 GPM
<b>General Notes:</b>	- REFERENCE INSTALLATION INSTRUCTION FOR PLACEMENT
<b>Vendor Contact:</b>	Zach McAlister - zachmcalister@facetshome.com - 972.630.6743
<b>More Information:</b>	building@manolodesignstudio.com



GENERAL NOTE: ALL DISCLAIMERS & GENERAL NOTES DESCRIBED ON PAGE #2 ON THIS DOCUMENT APPLY TO THIS SELECTION BY MANOLO DESIGN STUDIO.

<b>Manufacturer:</b>	Kallista
<b>Product Name:</b>	Laura Kirar Handheld
<b>Description:</b>	Single Function Handshower with 59" Hose
<b>Location(s):</b>	105
<b>Model Number:</b>	P25656-00-SN
<b>Color/Finish:</b>	Polished Nickel
<b>Handle:</b>	N/A
<b>Size:</b>	5 1/4" Shower Head
<b>Spout Reach:</b>	9 1/2" Reach
<b>Installation:</b>	Wall Mount
<b>Flow Rate:</b>	1.75 GPM
<b>General Notes:</b>	<ul style="list-style-type: none"><li>- REFERENCE INSTALLATION INSTRUCTION FOR PLACEMENT</li><li>- ACCOUNT FOR LENGTH OF HOSE WHEN MOUNTING HANDHELD</li><li>- COORDINATES WITH WALL HOOK AND CONNECTOR</li></ul>
<b>Vendor Contact:</b>	Zach McAlister - zachmcalister@facetshome.com - 972.630.6743
<b>More Information:</b>	building@manolodesignstudio.com



GENERAL NOTE: ALL DISCLAIMERS & GENERAL NOTES DESCRIBED ON PAGE #2 ON THIS DOCUMENT APPLY TO THIS SELECTION BY MANOLO DESIGN STUDIO.

Manufacturer:	Kallista
Product Name:	One Wall Faucet
Description:	Widespread Wall Faucet
Location(s):	103
Model Number:	P21803-LV-BAF
Color/Finish:	Bright Gold
Handle:	Lever
Size:	8" Spread
Spout Reach:	7 1/8" Reach
Installation:	Wall Mount
Flow Rate:	1.2 GPM
General Notes:	- REFERENCE INSTALLATION INSTRUCTION FOR PLACEMENT - ACCOUNT FOR LENGTH OF SPOUT FOR MOUTING HEIGHT - REQUEST RECOMMENDATIONS FOR MOUTING HEIGHTS FROM REP AND PLUMBER
Vendor Contact:	Zach McAlister - zachmcalister@facetshome.com - 972.630.6743
More Information:	building@manolodesignstudio.com



GENERAL NOTE: ALL DISCLAIMERS & GENERAL NOTES DESCRIBED ON PAGE #2 ON THIS DOCUMENT APPLY TO THIS SELECTION BY MANOLO DESIGN STUDIO.

<b>Manufacturer:</b>	Rohl
<b>Product Name:</b>	Eclissi Faucet
<b>Description:</b>	Single Faucet with Decorative Handle, Vessel Sink
<b>Location(s):</b>	102
<b>Model Number:</b>	EC60D1STN
<b>Color/Finish:</b>	Satin Nickel & Satin Gold
<b>Handle:</b>	Round Decorative Handle
<b>Size:</b>	14" h
<b>Spout Reach:</b>	8" Reach
<b>Installation:</b>	Deck Mount
<b>Flow Rate:</b>	1.8 GPM
<b>General Notes:</b>	<ul style="list-style-type: none"><li>- REFERENCE INSTALLATION INSTRUCTION FOR PLACEMENT</li><li>- PLACEMENT WILL BE DETERMINED BY VESSEL SINK</li><li>- CONFIRM FAUCET CLEARS VESSEL SINK</li><li>- COORDINATES WITH SINK STRAINER</li><li>- KOHLER K-8801-BN DUOSTRAINER WITH TAILPIECE</li></ul>
<b>Vendor Contact:</b>	Zach McAlister - zachmcalister@facetshome.com - 972.630.6743
<b>More Information:</b>	building@manolodesignstudio.com





GENERAL NOTE: ALL DISCLAIMERS & GENERAL NOTES DESCRIBED ON PAGE #2 ON THIS DOCUMENT APPLY TO THIS SELECTION BY MANOLO DESIGN STUDIO.

<b>Manufacturer:</b>	Kallista
<b>Product Name:</b>	Per Se Faucet
<b>Description:</b>	Widespread Faucet with Lever Handles
<b>Location(s):</b>	202
<b>Model Number:</b>	P24736-LV-BAF
<b>Color/Finish:</b>	Bright Gold
<b>Handle:</b>	Lever
<b>Size:</b>	8" w X 6"h
<b>Spout Reach:</b>	6" Reach
<b>Installation:</b>	Deck Mount
<b>Flow Rate:</b>	1.2 GPM
<b>General Notes:</b>	- REFERENCE INSTALLATION INSTRUCTION FOR PLACEMENT
<b>Vendor Contact:</b>	Zach McAlister - zachmcalister@facetshome.com - 972.630.6743
<b>More Information:</b>	building@manolodesignstudio.com



GENERAL NOTE: ALL DISCLAIMERS & GENERAL NOTES DESCRIBED ON PAGE #2 ON THIS DOCUMENT APPLY TO THIS SELECTION BY MANOLO DESIGN STUDIO.

<b>Manufacturer:</b>	Kallista
<b>Product Name:</b>	Per Se Shower System
<b>Description:</b>	Single Lever Thermo Valve with Single Lever Volume Control Valve
<b>Location(s):</b>	202
<b>Model Number:</b>	P24733-LV-BAF, P24723-LV-BAF
<b>Color/Finish:</b>	Bright Gold
<b>Handle:</b>	Lever
<b>Size:</b>	
<b>Spout Reach:</b>	N/A
<b>Installation:</b>	Wall Mount
<b>Flow Rate:</b>	N/A
<b>General Notes:</b>	- REFERENCE INSTALLATION INSTRUCTION FOR PLACEMENT - COORDINATES WITH SHOWER HEAD, RAIN HEAD AND HANDHELD
<b>Vendor Contact:</b>	Zach McAlister - zachmcalister@facetshome.com - 972.630.6743
<b>More Information:</b>	building@manolodesignstudio.com



GENERAL NOTE: ALL DISCLAIMERS & GENERAL NOTES DESCRIBED ON PAGE #2 ON THIS DOCUMENT APPLY TO THIS SELECTION BY MANOLO DESIGN STUDIO.

<b>Manufacturer:</b>	Kallista
<b>Product Name:</b>	Per Se Shower Head
<b>Description:</b>	Showerhead with Arm
<b>Location(s):</b>	202
<b>Model Number:</b>	P24712-00-LV-BAF
<b>Color/Finish:</b>	Bright Gold
<b>Handle:</b>	N/A
<b>Size:</b>	4 1/4" sq Shower Head
<b>Spout Reach:</b>	9 1/8"
<b>Installation:</b>	Wall Mount
<b>Flow Rate:</b>	1.75 GPM
<b>General Notes:</b>	- REFERENCE INSTALLATION INSTRUCTION FOR PLACEMENT - COORDINATES WITH SHOWER HEAD, RAIN HEAD AND HANDHELD
<b>Vendor Contact:</b>	Zach McAlister - zachmcalister@facetshome.com - 972.630.6743
<b>More Information:</b>	building@manolodesignstudio.com



GENERAL NOTE: ALL DISCLAIMERS & GENERAL NOTES DESCRIBED ON PAGE #2 ON THIS DOCUMENT APPLY TO THIS SELECTION BY MANOLO DESIGN STUDIO.

<b>Manufacturer:</b>	Kallista
<b>Product Name:</b>	Per Se Rain Shower Head
<b>Description:</b>	Square Rain Shower Head
<b>Location(s):</b>	202
<b>Model Number:</b>	P21514-00-LV-BAF
<b>Color/Finish:</b>	Bright Gold
<b>Handle:</b>	N/A
<b>Size:</b>	8 7/8" sq Shower Head
<b>Spout Reach:</b>	N/A
<b>Installation:</b>	Ceiling Mount
<b>Flow Rate:</b>	1.75 GPM
<b>General Notes:</b>	
<b>Vendor Contact:</b>	Zach McAlister - zachmcalister@facetshome.com - 972.630.6743
<b>More Information:</b>	building@manolodesignstudio.com



GENERAL NOTE: ALL DISCLAIMERS & GENERAL NOTES DESCRIBED ON PAGE #2 ON THIS DOCUMENT APPLY TO THIS SELECTION BY MANOLO DESIGN STUDIO.

<b>Manufacturer:</b>	Kallista
<b>Product Name:</b>	Soft Modern Handheld
<b>Description:</b>	Soft Modern Dual-Function Wand with Hose
<b>Location(s):</b>	202
<b>Model Number:</b>	P24761-00-LV-BAF
<b>Color/Finish:</b>	Bright Gold
<b>Handle:</b>	N/A
<b>Size:</b>	8 7/8" sq Shower Head
<b>Spout Reach:</b>	N/A
<b>Installation:</b>	Ceiling Mount
<b>Flow Rate:</b>	1.75 GPM
<b>General Notes:</b>	- COORDINATES WITH TRIMS AND BRACKETS
<b>Vendor Contact:</b>	Zach McAlister - zachmcalister@facetshome.com - 972.630.6743
<b>More Information:</b>	building@manolodesignstudio.com




GENERAL NOTE: ALL DISCLAIMERS & GENERAL NOTES DESCRIBED ON PAGE #2 ON THIS DOCUMENT APPLY TO THIS SELECTION BY MANOLO DESIGN STUDIO.

<b>Manufacturer:</b>	Kohler
<b>Product Name:</b>	Underscore Tub
<b>Description:</b>	Undermount Acrylic Tub with Universal Drain
<b>Location(s):</b>	202
<b>Model Number:</b>	K-1821-0
<b>Color/Finish:</b>	White
<b>Handle:</b>	N/A
<b>Size:</b>	66" x 32" x 22"
<b>Spout Reach:</b>	N/A
<b>Installation:</b>	Undermount
<b>Flow Rate:</b>	N/A
<b>General Notes:</b>	<ul style="list-style-type: none"> <li>- DROP IN TUB WRAPPED IN SOLID SURFACE</li> <li>- SEE ELEVATIONS AND PLANS FOR DETAILS</li> <li>- COORDINATE WITH OVERFLOW</li> <li>- OVERFLOW - KOHLER K-7272-BV IN BRUSHED BRONZE</li> </ul>
<b>Vendor Contact:</b>	Zach McAlister - zachmcalister@facetshome.com - 972.630.6743
<b>More Information:</b>	building@manolodesignstudio.com



GENERAL NOTE: ALL DISCLAIMERS & GENERAL NOTES DESCRIBED ON PAGE #2 ON THIS DOCUMENT APPLY TO THIS SELECTION BY MANOLO DESIGN STUDIO.

Manufacturer:	Kallista
Product Name:	Per Se Tub Filler
Description:	Wide Spread Tub Filler with Wand
Location(s):	202
Model Number:	P24703-LV-BAF
Color/Finish:	Bright Gold
Handle:	Lever
Size:	8"-10" Apart
Spout Reach:	8"
Installation:	Deck Mount
Flow Rate:	N/A
General Notes:	- COORDINATES WITH DROP IN TUB AND HANDHELD
Vendor Contact:	Zach McAlister - zachmcalister@facetshome.com - 972.630.6743
More Information:	building@manolodesignstudio.com



GENERAL NOTE: ALL DISCLAIMERS & GENERAL NOTES DESCRIBED ON PAGE #2 ON THIS DOCUMENT APPLY TO THIS SELECTION BY MANOLO DESIGN STUDIO.

<b>Manufacturer:</b>	Kallista
<b>Product Name:</b>	Soft Modern Handheld
<b>Description:</b>	Soft Modern Dual-Function Wand with Hose
<b>Location(s):</b>	202
<b>Model Number:</b>	P24761-00-LV-BAF
<b>Color/Finish:</b>	Bright Gold
<b>Handle:</b>	N/A
<b>Size:</b>	8 7/8" sq Shower Head
<b>Spout Reach:</b>	N/A
<b>Installation:</b>	Ceiling Mount
<b>Flow Rate:</b>	1.75 GPM
<b>General Notes:</b>	- COORDINATES WITH DECK TUB FILLER
<b>Vendor Contact:</b>	Zach McAlister - zachmcalister@facetshome.com - 972.630.6743
<b>More Information:</b>	building@manolodesignstudio.com





GENERAL NOTE: ALL DISCLAIMERS & GENERAL NOTES DESCRIBED ON PAGE #2 ON THIS DOCUMENT APPLY TO THIS SELECTION BY MANOLO DESIGN STUDIO.

<b>Manufacturer:</b>	Kohler
<b>Product Name:</b>	EIR Toilet
<b>Description:</b>	Intelligent Toilet
<b>Location(s):</b>	202
<b>Model Number:</b>	K-77795-0
<b>Color/Finish:</b>	White
<b>Handle:</b>	N/A
<b>Size:</b>	N/A
<b>Spout Reach:</b>	N/A
<b>Installation:</b>	Floor Mount
<b>Flow Rate:</b>	0.8 - 1.0 GPF
<b>General Notes:</b>	- REQUIRES ELECTRICAL CONNECTION
<b>Vendor Contact:</b>	Zach McAlister - zachmcalister@facetshome.com - 972.630.6743
<b>More Information:</b>	building@manolodesignstudio.com



GENERAL NOTE: ALL DISCLAIMERS & GENERAL NOTES DESCRIBED ON PAGE #2 ON THIS DOCUMENT APPLY TO THIS SELECTION BY MANOLO DESIGN STUDIO.

Manufacturer:	Brizo
Product Name:	Kintsu Faucet
Description:	Deck Mount Widespread, Low-Rise Faucet
Location(s):	205
Model Number:	65308LF-NKLHP
Color/Finish:	Satin Nickel
Handle:	Open Lever
Size:	8" Widespread
Spout Reach:	5 1/4"
Installation:	Deck Mount
Flow Rate:	1.2 GPM
General Notes:	-
Vendor Contact:	Zach McAlister - zachmcalister@facetshome.com - 972.630.6743
More Information:	building@manolodesignstudio.com



GENERAL NOTE: ALL DISCLAIMERS & GENERAL NOTES DESCRIBED ON PAGE #2 ON THIS DOCUMENT APPLY TO THIS SELECTION BY MANOLO DESIGN STUDIO.

<b>Manufacturer:</b>	Brizo
<b>Product Name:</b>	Kintsu Shower System
<b>Description:</b>	Tempassure 2 Handle Thermostatic Shower System
<b>Location(s):</b>	205
<b>Model Number:</b>	T60206-NKLHP
<b>Color/Finish:</b>	Satin Nickel
<b>Handle:</b>	Open Lever
<b>Size:</b>	6" Square Trim
<b>Spout Reach:</b>	N/A
<b>Installation:</b>	Wall Mount
<b>Flow Rate:</b>	1.75 GPM
<b>General Notes:</b>	- COORDINATES WITH TUB SPOUT - TUB SPOUT - 73506-
<b>Vendor Contact:</b>	Zach McAlister - zachmcalister@facetshome.com - 972.630.6743
<b>More Information:</b>	building@manolodesignstudio.com



GENERAL NOTE: ALL DISCLAIMERS & GENERAL NOTES DESCRIBED ON PAGE #2 ON THIS DOCUMENT APPLY TO THIS SELECTION BY MANOLO DESIGN STUDIO.

<b>Manufacturer:</b>	Jetta
<b>Product Name:</b>	Advantage Tub
<b>Description:</b>	Advantage Skirted Acrylic Tub
<b>Location(s):</b>	205
<b>Model Number:</b>	E102S-6385RHNJ
<b>Color/Finish:</b>	White
<b>Handle:</b>	N/A
<b>Size:</b>	60"w X 30"d X 19"h
<b>Spout Reach:</b>	N/A
<b>Installation:</b>	Wall Mount
<b>Flow Rate:</b>	N/A
<b>General Notes:</b>	- COORDINATES WITH CABLE OPERATED BATH WASTE - MOUNTAIN PLUMBING - BWO40S22P2/BNE
<b>Vendor Contact:</b>	Zach McAlister - zachmcalister@facetshome.com - 972.630.6743
<b>More Information:</b>	building@manolodesignstudio.com



GENERAL NOTE: ALL DISCLAIMERS & GENERAL NOTES DESCRIBED ON PAGE #2 ON THIS DOCUMENT APPLY TO THIS SELECTION BY MANOLO DESIGN STUDIO.

Manufacturer:	Brizo
Product Name:	Kintsu Faucet
Description:	Deck Mount Widespread, Low-Rise Faucet
Location(s):	208, 210, 212
Model Number:	65308LF-GLLHP
Color/Finish:	Brilliant Luxe Gold
Handle:	Open Lever
Size:	8" Widespread
Spout Reach:	5 1/4"
Installation:	Deck Mount
Flow Rate:	1.2 GPM
General Notes:	-
Vendor Contact:	Zach McAlister - zachmcalister@facetshome.com - 972.630.6743
More Information:	building@manolodesignstudio.com



GENERAL NOTE: ALL DISCLAIMERS & GENERAL NOTES DESCRIBED ON PAGE #2 ON THIS DOCUMENT APPLY TO THIS SELECTION BY MANOLO DESIGN STUDIO.

Manufacturer:	Brizo
Product Name:	Kintsu Shower System
Description:	Tempassure 2 Handle Thermostatic Shower System
Location(s):	208, 210
Model Number:	T60206-GLLHP
Color/Finish:	Brilliant Luxe Gold
Handle:	Open Lever
Size:	6" Square Trim
Spout Reach:	N/A
Installation:	Wall Mount
Flow Rate:	1.75 GPM
General Notes:	
Vendor Contact:	Zach McAlister - zachmcalister@facetshome.com - 972.630.6743
More Information:	building@manolodesignstudio.com



GENERAL NOTE: ALL DISCLAIMERS & GENERAL NOTES DESCRIBED ON PAGE #2 ON THIS DOCUMENT APPLY TO THIS SELECTION BY MANOLO DESIGN STUDIO.

Manufacturer:	Brizo
Product Name:	Odin Kitchen Faucet
Description:	Pull Down Faucet with Aerator
Location(s):	206
Model Number:	63375LF-GLLHP
Color/Finish:	Brilliant Luxe Gold
Handle:	Lever
Size:	22"H
Spout Reach:	9"
Installation:	Deck Mount
Flow Rate:	1.8 GPM
General Notes:	
Vendor Contact:	Zach McAlister - zachmcalister@facetshome.com - 972.630.6743
More Information:	building@manolodesignstudio.com



GENERAL NOTE: ALL DISCLAIMERS & GENERAL NOTES DESCRIBED ON PAGE #2 ON THIS DOCUMENT APPLY TO THIS SELECTION BY MANOLO DESIGN STUDIO.

<b>Manufacturer:</b>	Chemcore
<b>Product Name:</b>	Homeplace Sink
<b>Description:</b>	Zero Radius Stainless Sink
<b>Location(s):</b>	206
<b>Model Number:</b>	HBS2318
<b>Color/Finish:</b>	Stainless Steel
<b>Handle:</b>	N/A
<b>Size:</b>	23" x 18"
<b>Spout Reach:</b>	N/A
<b>Installation:</b>	Undermount
<b>Flow Rate:</b>	N/A
<b>General Notes:</b>	
<b>Vendor Contact:</b>	Zach McAlister - zachmcalister@facetshome.com - 972.630.6743
<b>More Information:</b>	building@manolodesignstudio.com





GENERAL NOTE: ALL DISCLAIMERS & GENERAL NOTES DESCRIBED ON PAGE #2 ON THIS DOCUMENT APPLY TO THIS SELECTION BY MANOLO DESIGN STUDIO.

<b>Manufacturer:</b>	Blanco
<b>Product Name:</b>	Quatrus R0 Super Single
<b>Description:</b>	Zero Radius Stainless Sink
<b>Location(s):</b>	107
<b>Model Number:</b>	443052
<b>Color/Finish:</b>	Stainless Steel
<b>Handle:</b>	N/A
<b>Size:</b>	32" x 18"
<b>Spout Reach:</b>	N/A
<b>Installation:</b>	Undermount
<b>Flow Rate:</b>	N/A
<b>General Notes:</b>	
<b>Vendor Contact:</b>	Zach McAlister - zachmcalister@facetshome.com - 972.630.6743
<b>More Information:</b>	building@manolodesignstudio.com



GENERAL NOTE: ALL DISCLAIMERS & GENERAL NOTES DESCRIBED ON PAGE #2 ON THIS DOCUMENT APPLY TO THIS SELECTION BY MANOLO DESIGN STUDIO.

<b>Manufacturer:</b>	Kohler
<b>Product Name:</b>	Rhythm Sink
<b>Description:</b>	Undermount Metal Sink
<b>Location(s):</b>	206
<b>Model Number:</b>	K-2602-SBV
<b>Color/Finish:</b>	Satin Bronze
<b>Handle:</b>	N/A
<b>Size:</b>	23 1/8" x 15 1/4"
<b>Spout Reach:</b>	N/A
<b>Installation:</b>	Undermount
<b>Flow Rate:</b>	N/A
<b>General Notes:</b>	
<b>Vendor Contact:</b>	Zach McAlister - zachmcalister@facetshome.com - 972.630.6743
<b>More Information:</b>	building@manolodesignstudio.com